SS-B80x1-x-S246

Model No.	X (mm)
Blank	2.0
A	4.0

SLIDER COLOR :

Black : B
White : W

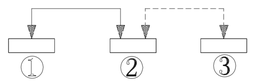

CIRCUIT DIAGRAM

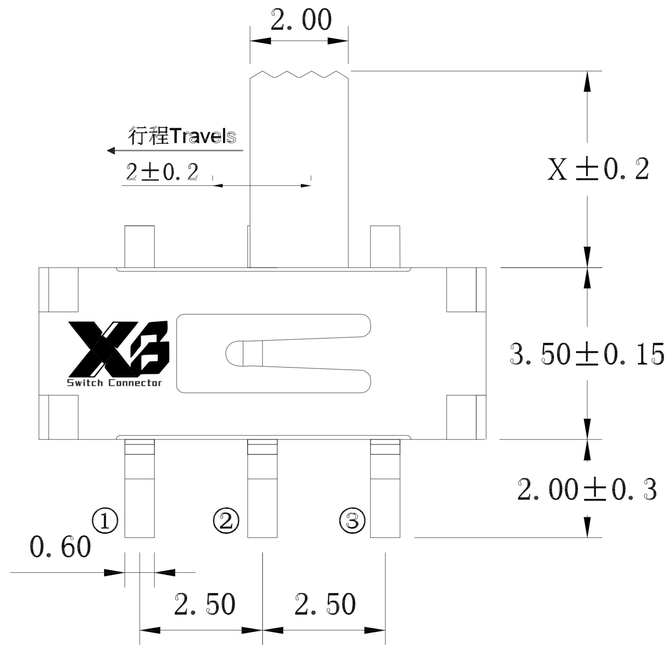

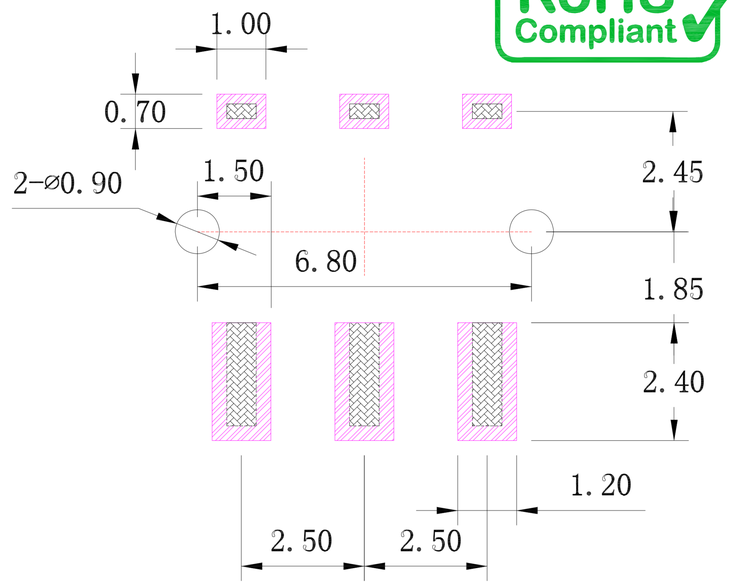

P.C.B LAND PATTERN

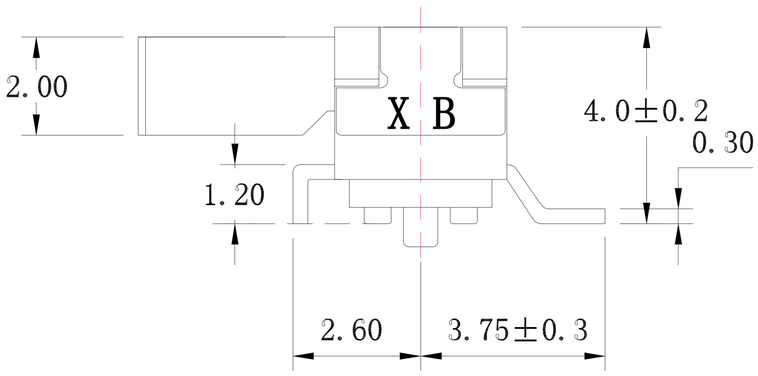

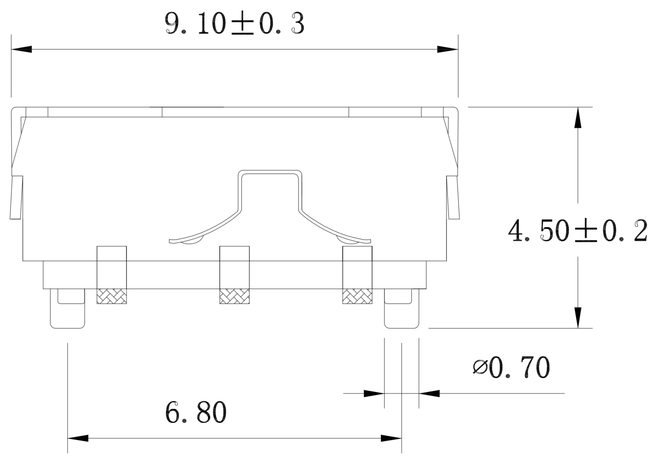

SPECIFICATIONS

Rating	100mA , 12V DC
Insulation Resistance	50MΩ Min.
Dielectric Withstanding Voltage	AC 250 V(50Hz)1min
Contact Resistance	100mΩ Max.
Operating Force	200 ± 50gf
Operating Life	10,000 cycles

NO.	DESCRIPTION	QTY	MATERIAL	PLATING
E	TERMINAL	6	PHOSPHOR BRONZE	Ag plated
D	CLIP	2	PHOSPHOR BRONZE	Ag plated
C	COVER	1	SUS	
B	BASE	1	PA6T	Black
A	SLIDER	1	PA46	Black

ITEM NO.	DESCRIPTION	DRAWN	DATE
6	更新圖面	Jack	060923
5	更新材質	Jack	011623
4	新增柄長選項	Jack	112522
3	更新圖面	Jack	092319
2	更新圖面	Jack	122618
1	新增尺寸	Jack	112217

东莞市溪榜电子有限公司
DONG GUAN XI BANG ELECTRONI CS CO., LTD.
Switch Connector

TOLERANCE UNLESS OTHERWISE STATED : Up to 5 ±0.2; Above 5 ~ 15 ±0.3; Above 15 ~ 30 ±0.4; Above 30 ~ 50 ±0.5; Angle ±0.3°

3RD. ANGEL'S

UNITS MM

DRAWN BY: Jack Lu	DATE 06/09/23	MAT'L	
CHECKED BY: Jacky Chen	DATE 06/09/23	FINISH	
APPROVED BY: Tony Kao	DATE 06/09/23	SCALE	1 : 1
		SHEET NO.	1 of 1

TITLE	SWITCH
MODLE	SMT SLIDE SWICTH 撥柄鋸齒狀
DWG NO.	SS-B80x1-x-S246
PART NO.	SS-B80x1-x-S246

SIZE A4 VER R6